



ROVOS RAIL

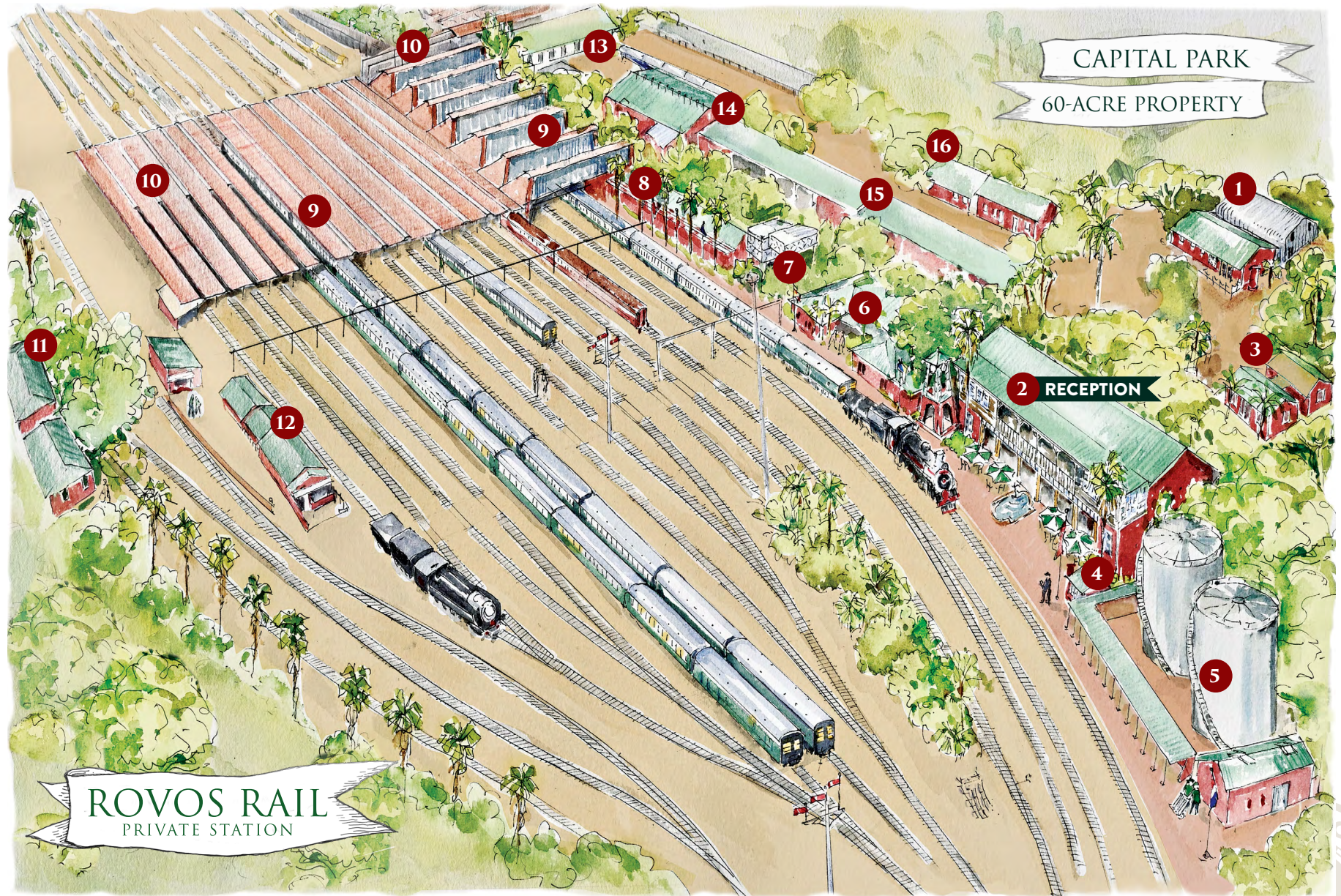
Great Southern Africa Train Adventures





ROVOS RAIL IS A PRIVATELY OWNED FAMILY BUSINESS THAT STARTED IN 1989

PICTURED TOP LEFT: ROHAN & ANTHEA WITH ROHAN'S MOTHER MARJORIE (1921-2022) & CHILDREN SHAUN, BRENDA, BIANCA & TIFFANY




- 1 ENTRANCE 2 STATION RECEPTION LOUNGE, GIFT SHOP & RESERVATIONS BUILDING 3 MUSEUM, BOARDROOM & ACCOUNTS DEPARTMENT 4 SIGNALS
5 WATER TOWERS 6 TRAIN OPERATIONS, KITCHENS & STORES BUILDING 7 AVIARY 8 OPERATIONS, PROCUREMENT & HUMAN RESOURCES BUILDING
9 COACH MAINTENANCE & BUILDING WORKSHOPS 10 LOCOMOTIVE WORKSHOPS 11 LAUNDRY BUILDING 12 UPHOLSTERY BUILDING 13 LOCOMOTIVE
ADMINISTRATION & TRAINING CENTRE 14 STORES BUILDING 15 FURNITURE & JOINERY BUILDING 16 FLOWER DEPARTMENT & TRAINING CENTRE



ROVOS RAIL STATION IN PRETORIA, SOUTH AFRICA

THE 60-ACRE PROPERTY IS THE HOME AND HEADQUARTERS AND DEPARTURE AND ARRIVAL POINT FOR MOST JOURNEYS





ROVOS RAIL STATION TOUR, MUSEUM AND GIFT SHOP

ENJOY A SITE TOUR AND MUSEUM VISIT SHOWING THE NUTS AND BOLTS OF THE COMPANY AND A COLLECTION OF TRAIN PARAPHERNALIA



BEHIND THE SCENES AT ROVOS RAIL STATION

THE RED-BRICKED BUILDINGS ALONGSIDE THE PLATFORM HOUSE THE LOUNGE, KITCHENS, OFFICES AND WELL-STOCKED STOREROOMS





LIFE ON BOARD





TRAIN CONFIGURATION





OBSERVATION CAR WITH OPEN-AIR BALCONY AND LARGE PICTURE WINDOWS

±32 SEATS • GREAT MINGLING AREAS OR QUIET CORNERS TO WHILE AWAY THE DAYS





OBSERVATION CAR OPEN-AIR BALCONY





LOUNGE CAR WITH A SMALL GIFT SHOP

±26 SEATS • ±11 SEATS • ON MOST DAYS, AFTERNOON TEA IS SERVED AT 16:30 WHILE BAR SERVICE IS FROM ±07:00 -01:00





SMOKING CLUB LOUNGE

±26 SEATS • ±11 SEATS • ON MOST DAYS, AFTERNOON TEA IS SERVED AT 16:30 WHILE BAR SERVICE IS FROM ±07:00 -01:00





DINING CARS

MEALS ARE SERVED IN ONE SITTING ONLY: BREAKFAST 07:00-10:00 • LUNCH 13:00 • TEA 16:30 • FORMAL DINNER 19:30 • BAR SERVICE 07:00-01:00






DINING CARS

±42 SEATS • DEPENDENT ON THE NUMBER OF PASSENGERS ON A JOURNEY, THE TRAIN IS SETUP WITH ONE OR TWO DINING CARS





DINING AND DRESS

LOCAL INGREDIENTS AND TRADITIONAL DISHES ARE A SPECIALTY. OUR CURATED SELECTION OF LOCAL AND INTERNATIONAL BEVERAGES PROUDLY FOCUSES ON SOUTH AFRICAN OFFERINGS. DAYS ON BOARD ARE SMART CASUAL WHILE EVENINGS ARE MORE FORMAL.





THE SUITES





Minibar, air conditioning, fold-out writing desk, luggage shelf, cupboards, safe, ensuite bathroom with toilet, basin and shower.

Lengthways Double



Ensuite bathroom




Lengthways Split Twin


PULLMAN GOLD SUITES ±7m² | ±76ft²

LONG JOURNEYS DEPENDENT ON CAPACITY






*Lengthways
Double*
189x189cm



*Crosswise
Double*
189x150cm



*Lengthways
Split Twin*
189x75cm

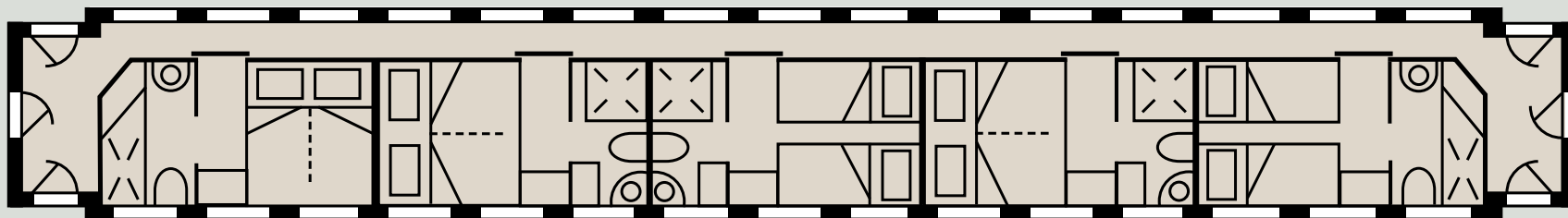
Bed Dimensions: LxW

FIVE SUITES PER COACH WITH BED CONFIGURATION OPTIONS

Minibar, air conditioning,
fold-out writing desk, luggage shelf,
cupboards, safe, ensuite bathroom
with shower, toilet and basin.

*All doubles are made up with fitted sheets and
blankets with single duvets at night-time.*

Suite layouts may differ from images.



CROSSWISE DOUBLE LENGTHWAYS DOUBLE

SPLIT TWIN


LENGTHWAYS DOUBLE

SPLIT TWIN

PULLMAN GOLD SUITES ±7m² | ±76ft²

LONG JOURNEYS DEPENDENT ON CAPACITY






Minibar, air conditioning, writing desk, luggage shelf, cupboards, safe, ensuite bathroom with toilet, basin and shower.

Lengthways Double

Crosswise Double

DELUXE SUITES ±10m² | ±108ft²






*Lengthways
Double*
189x189cm



*Lengthways
Split Twin*
189x75cm



*Crosswise
Double*
189x160cm

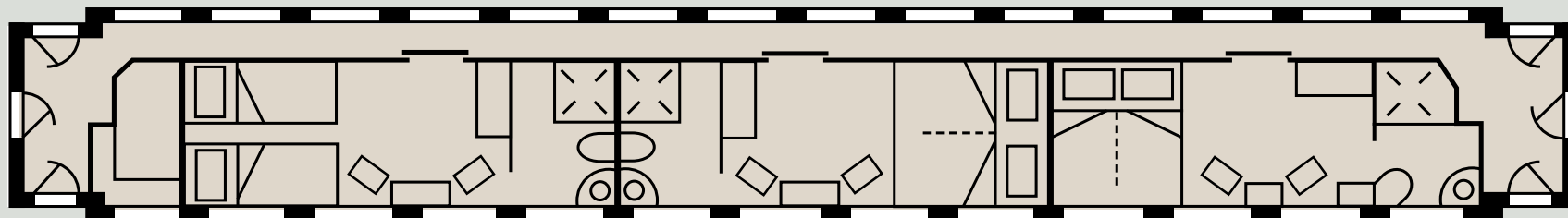
Bed Dimensions: LxW

THREE SUITES PER COACH WITH BED CONFIGURATION OPTIONS

Minibar, air conditioning,
writing desk, luggage shelf,
cupboards, safe, ensuite bathroom
with shower, toilet and basin.

*All doubles are made up with fitted sheets and
blankets with single duvets at night - time.*

Suite layouts may differ from images.



LENGTHWAYS SPLIT TWIN

LENGTHWAYS DOUBLE

CROSSWISE DOUBLE

DELUXE SUITES ±10m² | ±108ft²






Minibar, air conditioning, writing desk, luggage shelf, cupboards, safe, ensuite bathroom with bath, shower, toilet and basin.

Lengthways Double

Lengthways Double with divider

ROYAL SUITES ±16m² | ±172ft²





*Lengthways
Double*
200x189cm



*Lengthways
Split Twin*
200x75cm

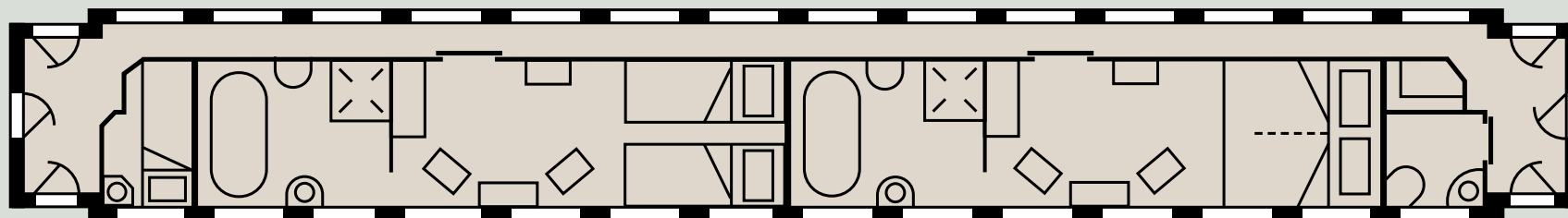
Minibar, air conditioning,
writing desk, luggage shelf,
cupboards, safe, ensuite bathroom
with bath, shower, toilet and basin.

*All doubles are made up with fitted sheets and
blankets with single duvets at night-time.*

Suite layouts may differ from images.

Bed Dimensions: LxW

TWO SUITES PER COACH WITH BED CONFIGURATION OPTIONS



LENGTHWAYS SPLIT TWIN

LENGTHWAYS DOUBLE

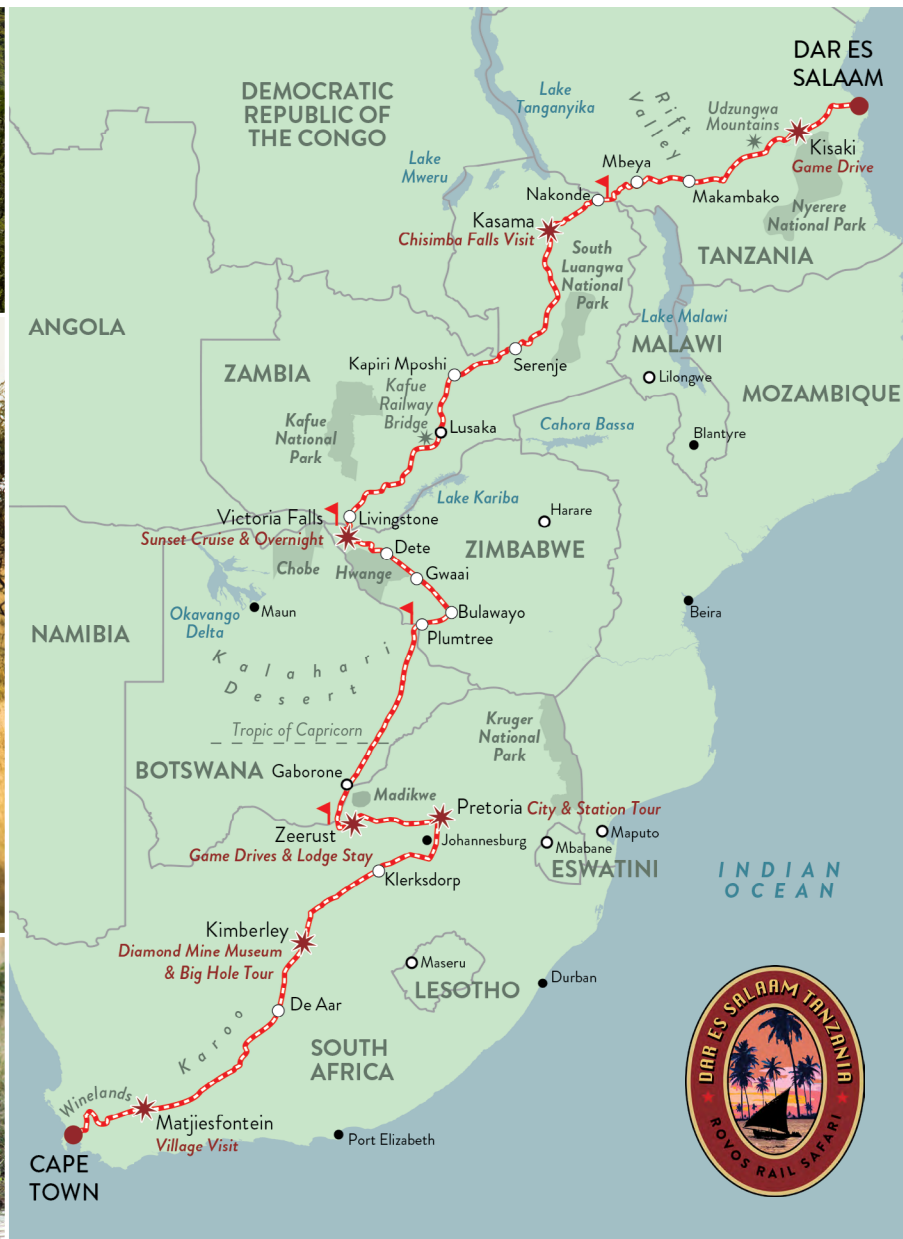
ROYAL SUITES ±16m² | ±172ft²





THE JOURNEYS





DAR ES SALAAM JOURNEY
16 NIGHTS **5800km** Cape Town - Dar es Salaam